

# CB-EX

## Chimney Fan

REV. A140129



US DRAFT CO.

A division of R.M. Manifold Group, Inc.



### Applications

Gas vents serving Category I, II, III, & IV appliances ● Chimneys serving gas burning fireplaces

### Performance

Capacities range up to 7,500CFM and up to 7"W.C. of static pressure

### Listings and Ratings

UL 378, Standard for Draft Equipment ● UL 705, Standard for Power Ventilators ● Listed up to 575°F for continuous operation ● Rated up to 750°F for intermittent operation

### Warranty

Two year mechanical warranty



**Intertek**

All rights reserved. Information may be updated without notice. Visit [www.usdraftco.com](http://www.usdraftco.com) for most current information

### Description

Model CB chimney fan is ETL listed for all types of heating appliances ● Designed to mount outdoors at the termination of chimneys or gas vents to discharge flue gas away from building ● May be mounted for vertical or sidewall discharge ● Provides a negative pressure throughout the chimney or gas vent system to ensure safe operation ● Drain holes to prevent rain from entering chimney or gas vent ● Direct drive motor for quiet, belt-free operation

### Construction

The housing and dynamically balanced backward inclined (BI) or curved (BC) impeller are available in high temperature powder coated carbon steel or 316L stainless steel

### Motor

Electronically commutated 120/208-230VAC, 1φ totally enclosed air over (TEAO) ● Inverter Duty 208 or 480VAC 3φ NEMA Premium induction totally enclosed fan cooled (TEFC)

### Standard Equipment

- Three foot flexible conduit
- Motor isolation plate
- Fan guard
- Integrated inlet ring
- Four 1/4"-20 or 5/8"-13 by 3/4" studs for mounting to adapter

### Ordering Matrix

CBXX-AA-EX

XX = SIZE - 7, 13, 22, 35, 50, 75

AA = MATERIAL - CS (Carbon Steel), S6 (316SS)

US DRAFT CO.

A Division of RM Manifold Group, Inc.

220 S. Sylvania Avenue, Suite 207, Fort Worth, TX 76111

Phone: 817-393-4029 Fax: 866-903-5771

[www.usdraftco.com](http://www.usdraftco.com)

Project Name:

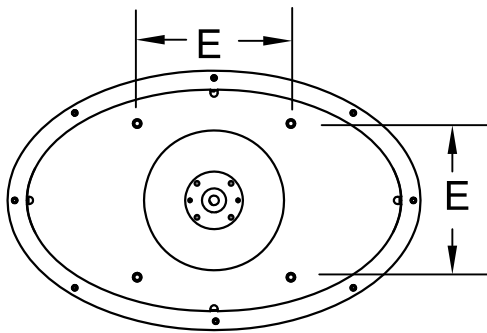
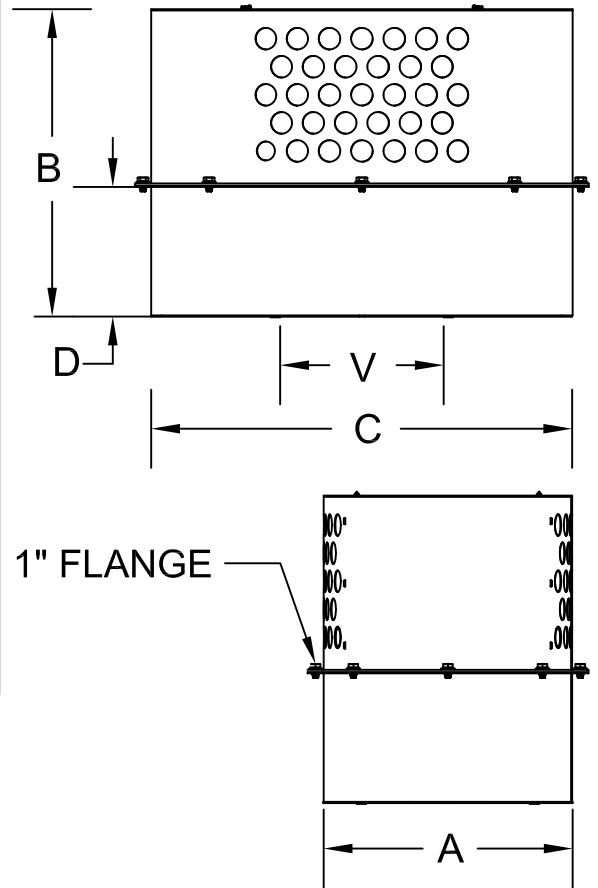
Location:

Engineer:

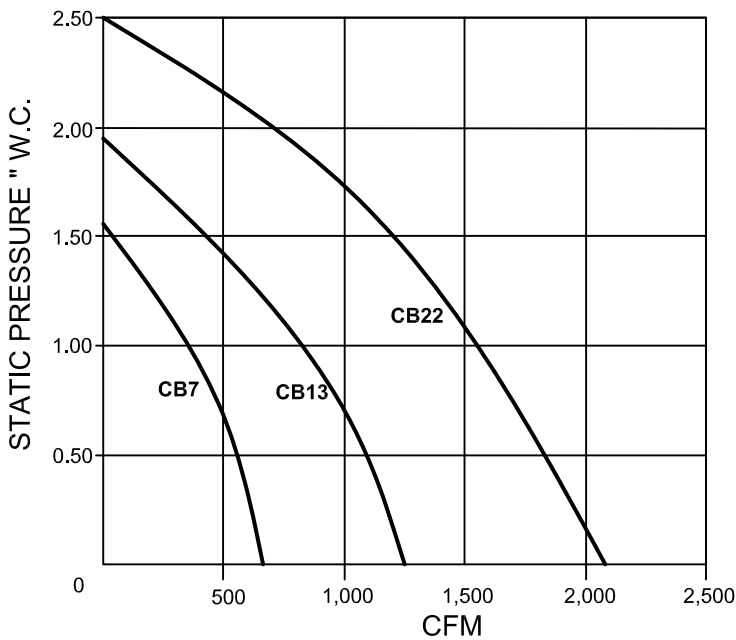
Contractor:

## DIMENSIONAL INFORMATION

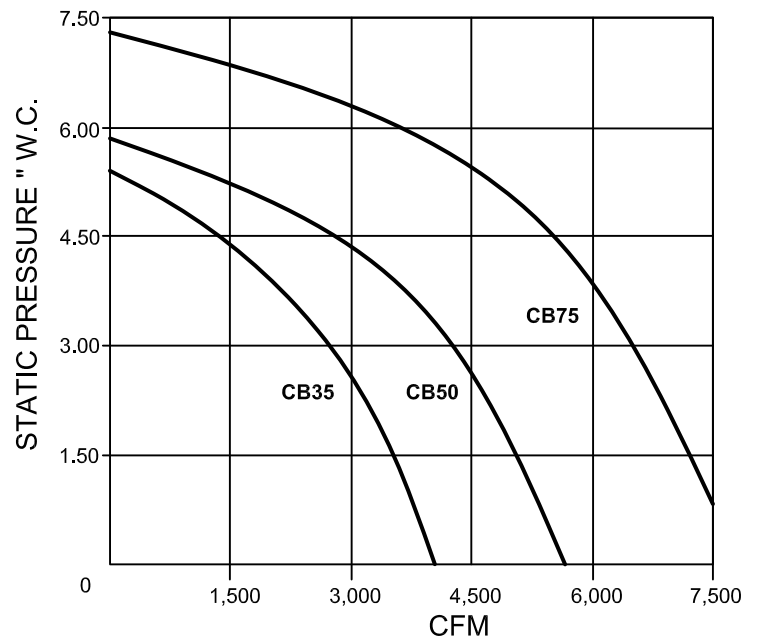
Model	CB7	CB13	CB22	CB35	CB50	CB75
A	13"	15 1/2"	18"	23"	28 7/8"	32 7/8"
B	12 3/8"	17 3/4"	20 3/4"	26 3/8"	34 3/8"	36 3/8"
C	19 1/2"	23 1/2"	28 1/2"	34"	47"	52"
D	7"	8 1/2"	9 1/2"	10 3/8"	17 1/3"	18 3/4"
E	8"	10"	12"	16"	22"	24"
V	8"	12"	16"	17"	24"	26"
WEIGHT	30 Lb.	45 Lb.	60 Lb.	85 Lb.	110 Lb.	135 Lb.
VOLTAGE	120	120	208-230/208/480	208/480	208/480	208/480
AMPS.	4.4/2.7	6.8/4.7	6.8/3.2/1.6	8.4/3.8	13.0/6.5	29.0/14.0
HP	1/3	1/2	3/4-1	3	5	10
FREQ.	50/60	50/60	50/60	50/60	50/60	50/60
PHASE	1	1	1/3/3	3	3	3
RPM	1800	1800	1800	1800	1800	1800
Impeller	BI	BI	BI	BC	BC	BC
Motor	EC	EC	EC/ID	ID	ID	ID



**Performance Chart**



**Performance Chart**



**US DRAFT CO.**

A Division of RM Manifold Group, Inc.  
 220 S. Sylvania Avenue, Suite 207, Fort Worth, TX 76111  
 Phone: 817-393-4029 Fax: 866-903-5771  
 www.usdraftco.com

**CB-EX**  
 Chimney Fan

REV. A140129