

# Chimney Fan

## RSV 200-450

### Description

The RSV is a mechanical draft fan intended for use as part of a chimney, stack or vent system. The fan ensures a negative pressure in the entire chimney or stack system. The fan is installed at the chimney termination point and can be mounted vertically or side-wall vented\*. Discharge is vertical (horizontal, if side-wall vented) at a high velocity.

The fan housing is hinged and the top can be opened for easy service and access to the stack.

The RSV fan is for use with gas, LP gas, and oil fired heating appliances. It is approved for use with category I, II, III and IV appliances in systems where flue gas temperatures do not exceed 575°F (300°C) for intermittent operation and 482°F (250°C) for continuous operation.

The RSV is a component in the CASV, Chimney Automation System.

\*RSV 450 cannot be side-wall mounted.

### Material

The fan housing is 3/16" cast aluminum. One coat of grey hammerpaint is applied for added corrosion resistance.

The backwards curved impeller is cast aluminum. The impeller is dynamically and statically balanced with permanently attached balancing weights.

### Motor

RSV 200-315: Single phase, split capacitor, totally enclosed, Class F insulated, IP54 Protection Class. Sealed ball bearings. Variable Speed. Thermal overload protection.

RSV 400-450: Three phase totally enclosed TEFC motor, Class H insulated. Sealed ball bearings. Variable Speed. Thermal overload protection.

### Standard Equipment

2"x4" or 4"x4" junction box with cover and conduit  
Bird Screen



### Optional Equipment

5 Amp or 8 Amp Fan Speed Control  
Variable Frequency Drive  
Proven Draft Switch

### Listings

ETL listed to:

UL378-Draft Equipment  
CSA-CAN3-B255-M81-Mechanical Flue Gas  
Exhausters

Complies with and meets Type B, Spark Resistant Construction per AMCA standard 99-0401 classifications of Spark Resistant Construction.

### Approvals

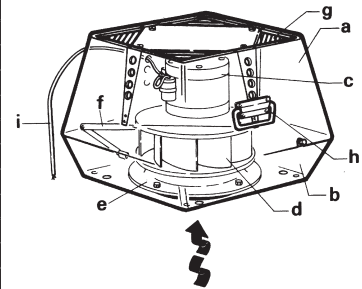
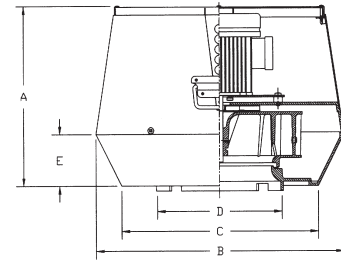
CE Compliant  
The Commonwealth of Massachusetts  
The city of Los Angeles, CA (RR 8474)

### Warranty

Two-year factory warranty on entire fan  
10-year warranty against corrosion perforation  
Manufactured at ISO9001 certified plant

Specifications

Model		RSV 200	RSV 250	RSV 315	RSV 400	RSV 450	
Discharge		Vertical					
Fan Type		Centrifugal Impeller					
Max. Discharge Velocity	FPM	1,729	2,222	2,771	2,752	4,134	
Actual Discharge Velocity	FPM	2.9 x CFM	1.9 x CFM	1.2 x CFM	1.03 x CFM	1.03 x CFM	
Voltage	V AC	1x120		3x208-240 / 3x400			
RPM		1600			1720		
Amps	A	1.4	2.9	5.8	3.5/1.8	6.5/3.6	
Power Ratings	kW	0.10	0.16	0.35	0.75	1.5	
	HP	0.15	0.2	0.5	1	2	
Weight	lbs	47	60	88	127	155	
	kg	18	26	35	58	70	
Dimensions	A	in	11.03	13.20	14.97	16.94	23.23
		mm	280	335	380	430	590
	B x B	in	15.37	19.11	22.85	25.61	25.61
		mm	390	485	580	650	650
	C x C	in	12.22	15.17	18.32	20.69	20.69
		mm	310	385	465	525	525
	Ø D	in	7.88	9.85	12.41	15.76	15.76
		mm	200	250	315	400	400
	E	in	3.15	3.94	4.53	5.12	8.54
		mm	80	100	115	130	217
Motor Starter Required		No	No	No	Yes <sup>1)</sup>	Yes <sup>1)</sup>	
Variable Speed Motor		Yes	Yes	Yes	Yes	Yes	
FA Sones			3.9	6.3	7.8	8.3	
Temperature Rating	Interm.	575°F/300°C					
	Cont.	482°F/250°C					



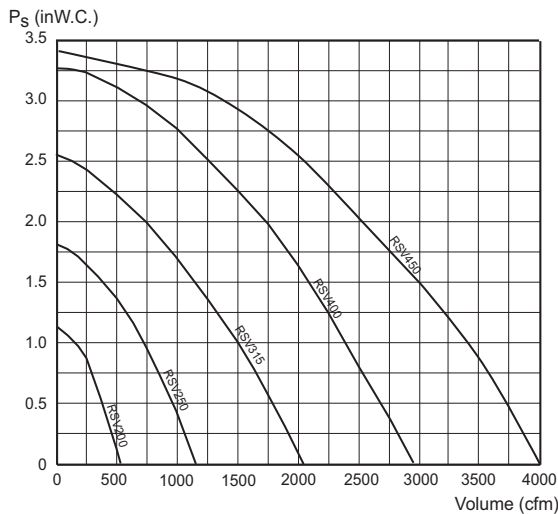
- a Top Section
- b Bottom Section
- c Motor
- d Centrifugal Impeller
- e Inlet for Impeller
- f Locking Hinge
- g Bird Screen
- h Carrying Handle
- i Wiring Conduit

1) NOT required if using a VFD.

Sound Diagram

Model	Lw dB (measured in accordance with ISO 3744)							Lp dB(A)
	125Hz	250Hz	500Hz	1000Hz	2000Hz	4000Hz	8000Hz	
RSV 200	58	60	62	61	56	44	37	36
RSV 250	64	68	66	65	61	49	45	41
RSV 315	71	75	70	73	68	57	52	48
RSV 400	76	80	75	79	74	62	57	53
RSV 450	79	83	78	78	77	65	60	56

Capacity



Plume Height

